

BOOB

Brunch

DATE:

TIME:

LOCATION:

RSVP:

IN COLLABORATION WITH



AVON

BOOB Brunch BOOB

I'm fundraising for CoppaFeel! in support of Avon's Breast Cancer Promise, and I want you to be part of it! Come along and raise vital funds and awareness to help CoppaFeel! end late detection and mis-diagnosis of breast cancer. Simple.

WHAT :

WHEN:

WHERE:

RSVP:

IN COLLABORATION WITH



AVON

BOOB Brunch BOOB

I'm fundraising for CoppaFeel! in support of Avon's Breast Cancer Promise, and I want you to be part of it! Come along and raise vital funds and awareness to help CoppaFeel! end late detection and mis-diagnosis of breast cancer. Simple.

WHAT :

WHEN:

WHERE:

RSVP:

IN COLLABORATION WITH



AVON

BOOB Brunch BOOB

I'm fundraising for CoppaFeel! in support of Avon's Breast Cancer Promise, and I want you to be part of it! Come along and raise vital funds and awareness to help CoppaFeel! end late detection and mis-diagnosis of breast cancer. Simple.

WHAT :

WHEN:

WHERE:

RSVP:

IN COLLABORATION WITH



AVON

BOOB Brunch BOOB

I'm fundraising for CoppaFeel! in support of Avon's Breast Cancer Promise, and I want you to be part of it! Come along and raise vital funds and awareness to help CoppaFeel! end late detection and mis-diagnosis of breast cancer. Simple.

WHAT :

WHEN:

WHERE:

RSVP:

IN COLLABORATION WITH



AVON

LET'S TALK *Boobs*

I'm fundraising for CoppaFeel! in support of Avon's Breast Cancer Promise, and I want you to be part of it! Come along and raise vital funds and awareness to help CoppaFeel! end late detection and mis-diagnosis of breast cancer. Simple.

WHAT :

WHEN:

WHERE:

RSVP:

IN COLLABORATION WITH



AVON

LET'S TALK *Boobs*

I'm fundraising for CoppaFeel! in support of Avon's Breast Cancer Promise, and I want you to be part of it! Come along and raise vital funds and awareness to help CoppaFeel! end late detection and mis-diagnosis of breast cancer. Simple.

WHAT :

WHEN:

WHERE:

RSVP:

IN COLLABORATION WITH



AVON

LET'S TALK *Boobs*

I'm fundraising for CoppaFeel! in support of Avon's Breast Cancer Promise, and I want you to be part of it! Come along and raise vital funds and awareness to help CoppaFeel! end late detection and mis-diagnosis of breast cancer. Simple.

WHAT :

WHEN:

WHERE:

RSVP:

IN COLLABORATION WITH



AVON

LET'S TALK *Boobs*

I'm fundraising for CoppaFeel! in support of Avon's Breast Cancer Promise, and I want you to be part of it! Come along and raise vital funds and awareness to help CoppaFeel! end late detection and mis-diagnosis of breast cancer. Simple.

WHAT :

WHEN:

WHERE:

RSVP:

IN COLLABORATION WITH



AVON

AVON



Knowing your boobs could save your life. Head to
coppafeel.org to find out more about the signs & symptoms
of breast cancer, or for a free monthly reminder to check your
boobs, text 'Boob Crew' to 70300.

The honoura-boob-le

AVON



Knowing your boobs could save your life. Head to
coppafeel.org to find out more about the signs & symptoms
of breast cancer, or for a free monthly reminder to check your
boobs, text 'Boob Crew' to 70300.

The esteemed Boob-Bruncher

AVON



Knowing your boobs could save your life. Head to
coppafeel.org to find out more about the signs & symptoms
of breast cancer, or for a free monthly reminder to check your
boobs, text 'Boob Crew' to 70300.


The host with the toast

AVON




Knowing your boobs could save your life. Head to
coppafeel.org to find out more about the signs & symptoms
of breast cancer, or for a free monthly reminder to check your
boobs, text 'Boob Crew' to 70300.

The most Egg-cellent



BOOB BRUNCH BUNTING

Just cut around the bunting triangle and score carefully along the dotted line. Fold the flap over your ribbon, string or twine and stick down securely with glue or tape. Repeat this with all the letters in this pack to create your Boob Brunch bunting. We've included some blanks if you need them.




BOOB BRUNCH BUNTING

Just cut around the bunting triangle and score carefully along the dotted line. Fold the flap over your ribbon, string or twine and stick down securely with glue or tape. Repeat this with all the letters in this pack to create your Boob Brunch bunting. We've included some blanks if you need them.



BOOB BRUNCH BUNTING

Just cut around the bunting triangle and score carefully along the dotted line. Fold the flap over your ribbon, string or twine and stick down securely with glue or tape. Repeat this with all the letters in this pack to create your Boob Brunch bunting. We've included some blanks if you need them.




BOOB BRUNCH BUNTING

Just cut around the bunting triangle and score carefully along the dotted line. Fold the flap over your ribbon, string or twine and stick down securely with glue or tape. Repeat this with all the letters in this pack to create your Boob Brunch bunting. We've included some blanks if you need them.




BOOB BRUNCH BUNTING

Just cut around the bunting triangle and score carefully along the dotted line. Fold the flap over your ribbon, string or twine and stick down securely with glue or tape. Repeat this with all the letters in this pack to create your Boob Brunch bunting. We've included some blanks if you need them.




BOOB BRUNCH BUNTING

Just cut around the bunting triangle and score carefully along the dotted line. Fold the flap over your ribbon, string or twine and stick down securely with glue or tape. Repeat this with all the letters in this pack to create your Boob Brunch bunting. We've included some blanks if you need them.




BOOB BRUNCH BUNTING

Just cut around the bunting triangle and score carefully along the dotted line. Fold the flap over your ribbon, string or twine and stick down securely with glue or tape. Repeat this with all the letters in this pack to create your Boob Brunch bunting. We've included some blanks if you need them.




BOOB BRUNCH BUNTING

Just cut around the bunting triangle and score carefully along the dotted line. Fold the flap over your ribbon, string or twine and stick down securely with glue or tape. Repeat this with all the letters in this pack to create your Boob Brunch bunting. We've included some blanks if you need them.




BOOB BRUNCH BUNTING

Just cut around the bunting triangle and score carefully along the dotted line. Fold the flap over your ribbon, string or twine and stick down securely with glue or tape. Repeat this with all the letters in this pack to create your Boob Brunch bunting. We've included some blanks if you need them.




BOOB BRUNCH BUNTING

Just cut around the bunting triangle and score carefully along the dotted line. Fold the flap over your ribbon, string or twine and stick down securely with glue or tape. Repeat this with all the letters in this pack to create your Boob Brunch bunting. We've included some blanks if you need them.




BOOB BRUNCH BUNTING

Just cut around the bunting triangle and score carefully along the dotted line. Fold the flap over your ribbon, string or twine and stick down securely with glue or tape. Repeat this with all the letters in this pack to create your Boob Brunch bunting. We've included some blanks if you need them.




BOOB BRUNCH BUNTING

Just cut around the bunting triangle and score carefully along the dotted line. Fold the flap over your ribbon, string or twine and stick down securely with glue or tape. Repeat this with all the letters in this pack to create your Boob Brunch bunting. We've included some blanks if you need them.




BOOB BRUNCH BUNTING

Just cut around the bunting triangle and score carefully along the dotted line. Fold the flap over your ribbon, string or twine and stick down securely with glue or tape. Repeat this with all the letters in this pack to create your Boob Brunch bunting. We've included some blanks if you need them.



BOOB BRUNCH BUNTING

Just cut around the bunting triangle and score carefully along the dotted line. Fold the flap over your ribbon, string or twine and stick down securely with glue or tape. Repeat this with all the letters in this pack to create your Boob Brunch bunting. We've included some blanks if you need them.




BOOB BRUNCH BUNTING

Just cut around the bunting triangle and score carefully along the dotted line. Fold the flap over your ribbon, string or twine and stick down securely with glue or tape. Repeat this with all the letters in this pack to create your Boob Brunch bunting. We've included some blanks if you need them.




BOOB BRUNCH BUNTING

Just cut around the bunting triangle and score carefully along the dotted line. Fold the flap over your ribbon, string or twine and stick down securely with glue or tape. Repeat this with all the letters in this pack to create your Boob Brunch bunting. We've included some blanks if you need them.




BOOB BRUNCH BUNTING

Just cut around the bunting triangle and score carefully along the dotted line. Fold the flap over your ribbon, string or twine and stick down securely with glue or tape. Repeat this with all the letters in this pack to create your Boob Brunch bunting. We've included some blanks if you need them.




BOOB BRUNCH BUNTING

Just cut around the bunting triangle and score carefully along the dotted line. Fold the flap over your ribbon, string or twine and stick down securely with glue or tape. Repeat this with all the letters in this pack to create your Boob Brunch bunting. We've included some blanks if you need them.




BOOB BRUNCH BUNTING

Just cut around the bunting triangle and score carefully along the dotted line. Fold the flap over your ribbon, string or twine and stick down securely with glue or tape. Repeat this with all the letters in this pack to create your Boob Brunch bunting. We've included some blanks if you need them.



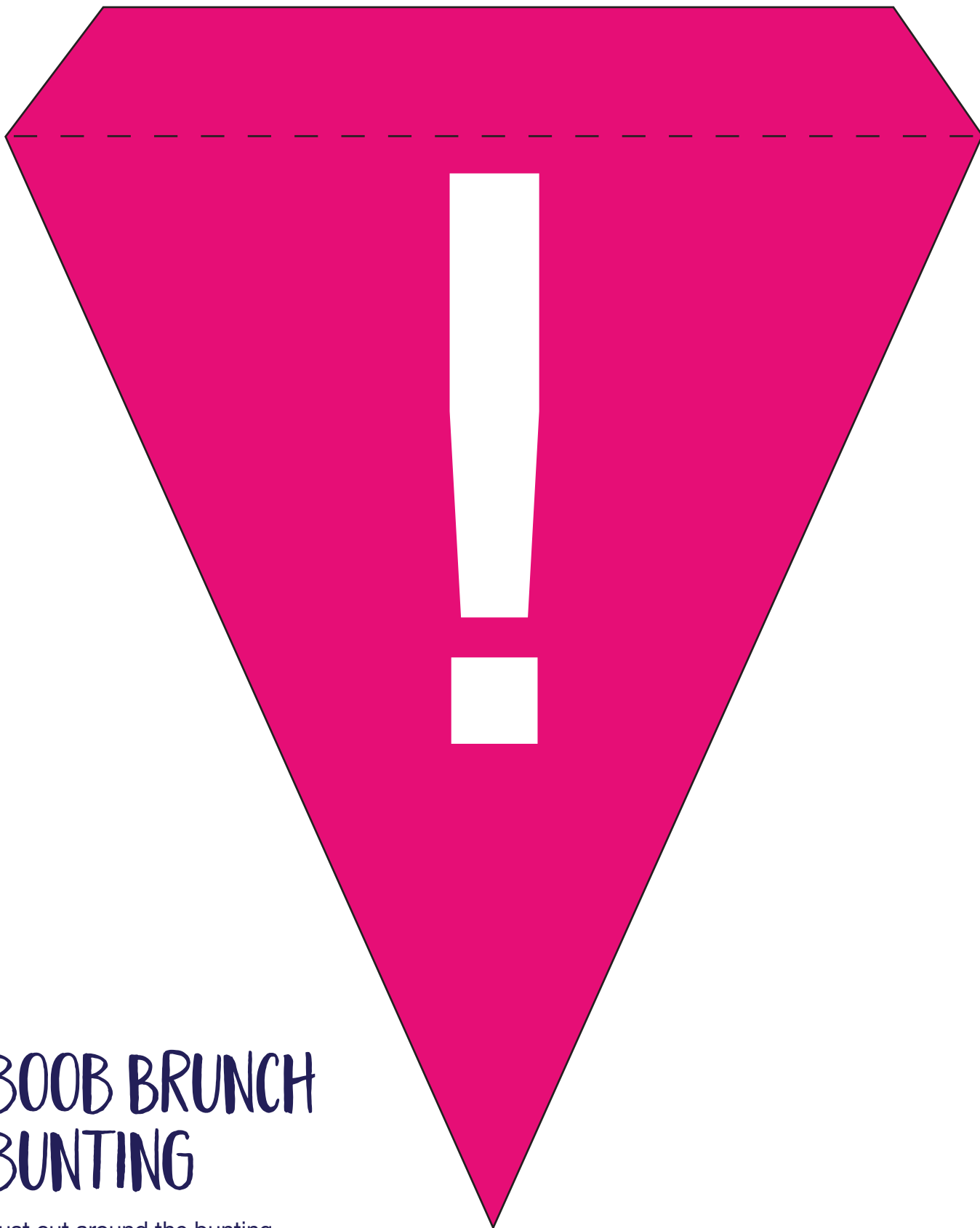
BOOB BRUNCH BUNTING

Just cut around the bunting triangle and score carefully along the dotted line. Fold the flap over your ribbon, string or twine and stick down securely with glue or tape. Repeat this with all the letters in this pack to create your Boob Brunch bunting. We've included some blanks if you need them.



BOOB BRUNCH BUNTING

Just cut around the bunting triangle and score carefully along the dotted line. Fold the flap over your ribbon, string or twine and stick down securely with glue or tape. Repeat this with all the letters in this pack to create your Boob Brunch bunting. We've included some blanks if you need them.



BOOB BRUNCH BUNTING

Just cut around the bunting triangle and score carefully along the dotted line. Fold the flap over your ribbon, string or twine and stick down securely with glue or tape. Repeat this with all the letters in this pack to create your Boob Brunch bunting. We've included some blanks if you need them.